

# DIAMOND CONTRACT

## ACRYLIC FLOOR POLISH (18%)

- *High quality shine for improved appearance*
- *Thermoplastic polymer protects the floor*
- *Builds good slip-resistance - no health and safety concerns*

An acrylic polymer-based metallised floor polish, which dries to a high level deep shine with excellent slip resistance.

### USES

Diamond Contract offers a good level of gloss and an excellent base for floor maintenance.

Suitable for use on non-porous floors, including; vinyl, thermoplastic, linoleum, rubber, asphalt, sealed wood, marble and terrazzo.

Possible areas of use include hospital corridors and wards, schools, offices, shops, airports, village halls, etc.


**NOT for exterior (outside) use.**

### DIRECTIONS

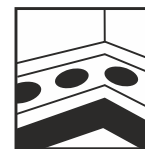
**PREPARATION:** To obtain optimum results, it is important that thorough preparation of the floor is undertaken. The floor must be thoroughly cleaned to remove all dirt, grease and old polish films by using a quality polish remover such as Clover Chemicals' REMOVE or ZIP STRIP. The floor must be well rinsed with water and allowed to dry before applying DIAMOND CONTRACT.

**APPLICATION:** Apply a thin film of DIAMOND CONTRACT (undiluted) using a mop or polish applicator. Drying time is normally around 30 minutes. Apply a second coat and allow to dry. Coverage is dependent on the porosity of the floor covering. In general, 5 litres of DIAMOND CONTRACT will cover approximately 250 square metres of floor.

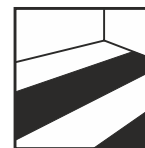
**N.B.** It may take up to 24 hours for DIAMOND CONTRACT to achieve full hardness.



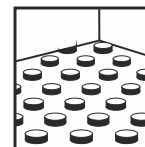
Code: 108



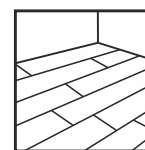
Linoleum



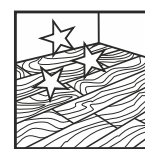
PVC/Vinyl



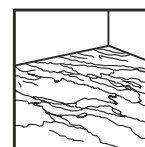
Rubber



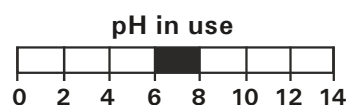
Laminate



Sealed  
wood



Marble



### PACK SIZES



5L